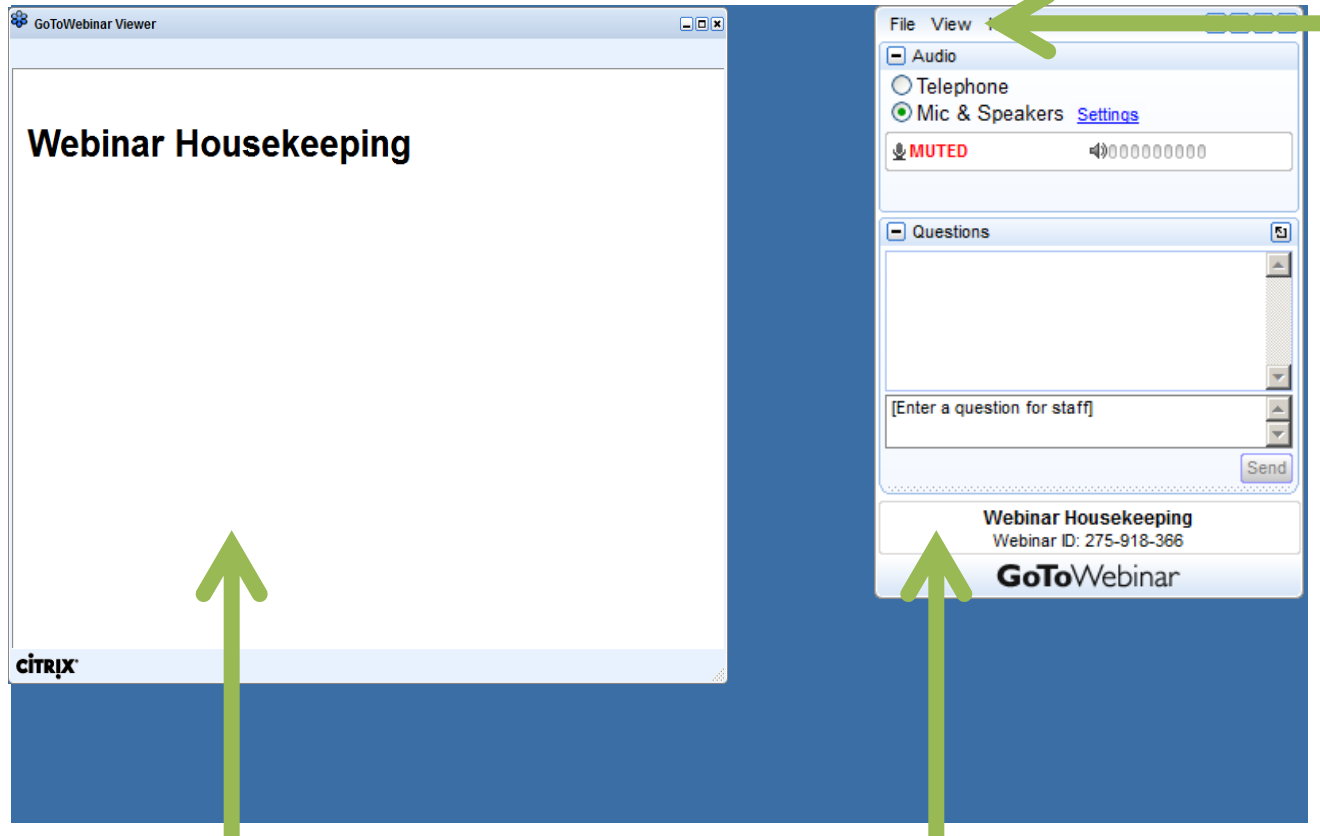


# WEBINAR HOUSEKEEPING TIPS



Your control panel may collapse automatically when you don't use it.

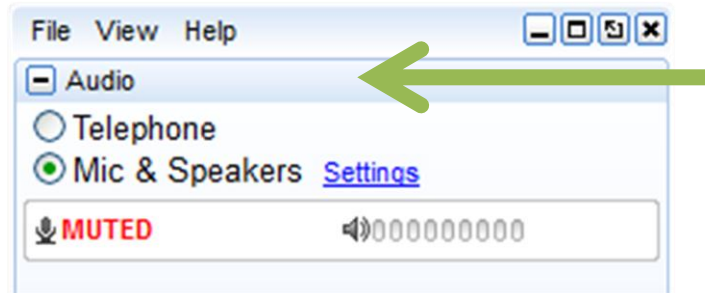
To keep it open, click the "View" menu and uncheck "Auto-hide Control Panel".

Webinar viewer

Your control panel

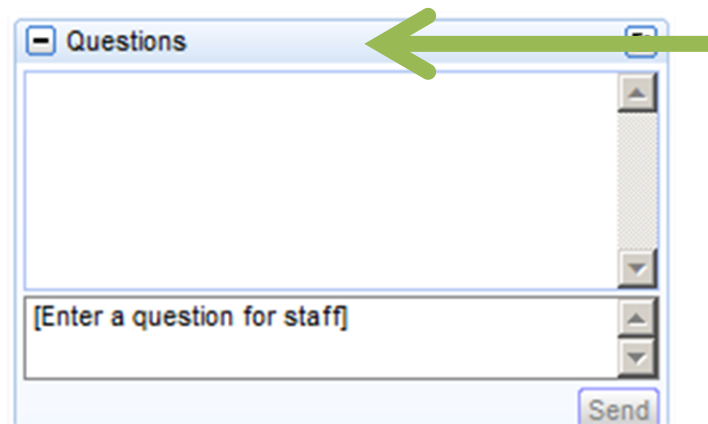


# WEBINAR HOUSEKEEPING TIPS



For audio, we choose “Mic & Speakers”. If you don’t have microphone you can simply listen in. The “Telephone” option is disabled.

**Note: Your audio will be muted during the session.**



You can submit questions and comments via the Questions panel or you can ‘raise your hand’ to be unmuted for verbal questions. There is no option to chat between participants.

**Note: Today’s presentation will be recorded.**



# ABOUT THE PRESENTER



- In the field for 13 years
- Focusing on tech coaching and research about digital technology and assessments (milestones and learner gains)
- Facilitating presentations and workshops on the practical application of digital technology for teaching and learning
- No experience with SMART Boards ;-)

Matthias Sturm

Senior e-Learning and Research Consultant at AlphaPlus

[msturm@alphaplus.ca](mailto:msturm@alphaplus.ca)

Note: This is a multi-media presentation that contains videos, which may not run smoothly in a webinar environment due to Internet speeds.

The video links are displayed below the videos when available.

**Download the slides to follow along or review after the webinar:**

<http://alphaplus.ca/en/training/webinarsgroup1/archived-webinars.html>





## Webinar Overview

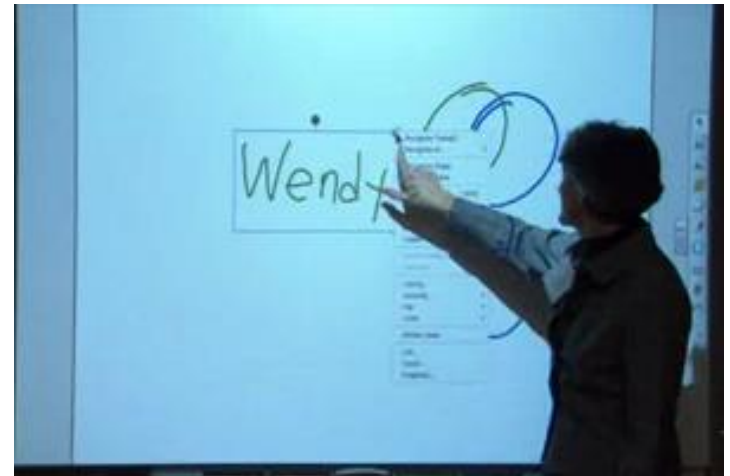
- ✓ What is a SMARTBoard?
- ✓ How a SMART Board Works
- ✓ Why use a SMART Board
- ✓ SMART Notebook and Notebook Express
- ✓ SMART Exchange
- ✓ Sample Learning Activities
- ✓ SMART Board Kapp App
- ✓ Useful SMART Board Resources
- ✓ Resources in French
- ✓ How could we use SMART Board in ABE?



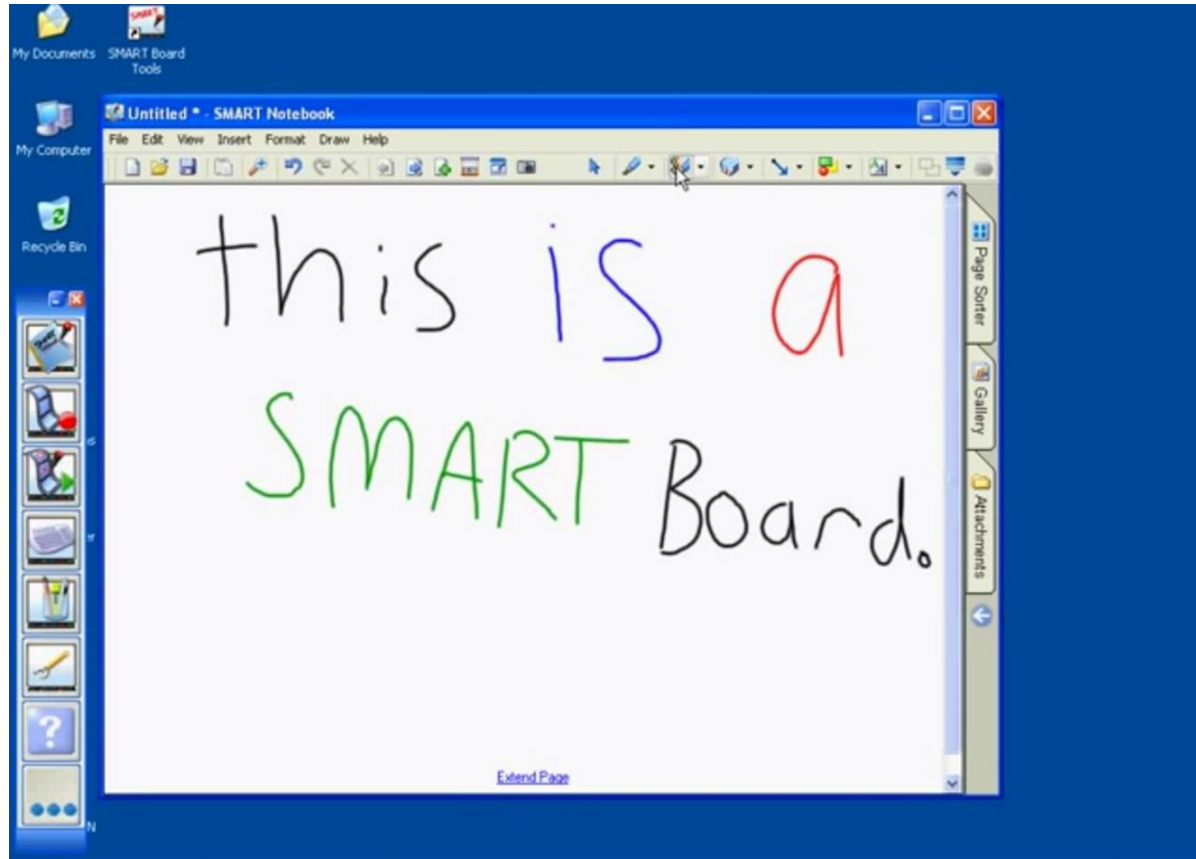
# What is a SMART Board?

A SMART Board is an interactive whiteboard (IWB) that

- Connects to computer and data projector
- Allows to control and manipulate the computer's projected display using either a special pen or fingers
- Uses various types of software, e.g. Word, PowerPoint, Excel, Notebook, videos, the internet, etc., directly from the screen
- Capture and save class notes to be printed, e-mailed or uploaded.
- Records interactive presentations and voice for later viewing and/or playback
- Incorporates media into activities



# How a SMART Board Works



[https://en.wikipedia.org/wiki/Smart Board](https://en.wikipedia.org/wiki/Smart_Board) (1:52) (no sound)



# Why use a SMART Board

- Great for demonstrations and interactive activities
- Accommodates learning styles: tactile, audio, visual
- Learners can contribute directly by input at the board and computers, tablets, or smartphones
- Interfaces with peripherals like dvd players, cameras
- SMART Notebook manages activities and content
- Free learning activities developed for SMART Boards on SMART Board Exchange
- Interactivity using SMART Kapp on mobile devices



# SMART Notebook



- Application for creating and managing lesson content.
- Available are a student edition, a math add-on, a Web-based version and an online repository
- SMART Notebook is included with the SMART Board license
- Allows to compile notes, images, and other media into virtual notebooks which can be edited using the SMART Board
- SMART Board interactive white boards work with any program loaded or available on the host computer.
- Applications commonly used with the SMART Board are Microsoft PowerPoint, Excel, Word, and AutoCAD
- Download a free 45-day trial of SMART Notebook 16.1 at

<https://education.smarttech.com/products/notebook/download#trial>



# SMART Notebook



SMART.

<https://youtu.be/OCWtcdM5fwk> (1:52)



# SMART Exchange

- SMART Exchange includes resources submitted by educators from around the world, top educational publishers and the SMART company
- Membership is free and allows teachers to upload or download learning resources
- SMART Notebook files, SMART Table Activity packs, 3D content, SMART Ideas files and PDFs
- Access to your uploaded files to edit, delete or replace them at any time
- Advanced search engine by subject, grades, and country (only adult search option is post-secondary)

<http://exchange.smarttech.com/>



## Current Search

Search for

Subject(s)

All subjects

Grade(s)

Post-Secondary

Countries / Region(s)

Canada - English, United

Go

## Search Results (2,389)

Sort by: [Best match](#) | [Newest first](#) | **Most downloads** | [Most recommended](#)

**This Week** | [This Month](#)



### Jeopardy [SMART Notebook lesson]

A jeopardy game template to be used for a chapter review, or end of year testing review. It takes a while to g...

**Subject:** Special Education, Mathematics, Other, Social Studies, English Language Arts, Science, Health and Physical Education, Art and Design, Citizenship, Modern Foreign Languages, Geography, History, Cross-curricular, ICT, English as a Second Language, Music

**Grade:** Pre-Kindergarten, Kindergarten, Grade 1, Grade 2, Grade 3, Grade 4, Grade 5, Grade 6, Grade 7, Grade 8, Grade 9, Grade 10, Grade 11, Grade 12, Post-Secondary

**Countries / Region(s):** United States

**Submitted by:** [Harvey](#)

**Search terms:** Jeopardy, Games

Download | 0.96 MB

Open in SMART Notebook Express

## Narrow Results

► **All Types** (2,355)

[SMART Notebook lessons](#) (805)

[SMART amp workspaces templates](#) (1)

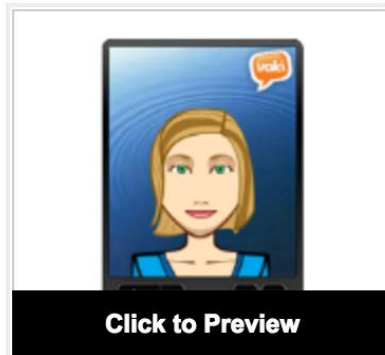
[LAB Activities](#) (4)

[SMART Notebook Math Tools lessons](#) (62)

[SMART Response question sets](#) (16)

[SMART Table activity packs](#) (1)

[3D content](#) (2)



### Voki Avatar [Widget]

Motivate your students to participate in class by embedding a speaking avatar right onto your SMART Notebook s...

**Subject:** Cross-curricular

**Grade:** Pre-Kindergarten, Kindergarten, Grade 1, Grade 2, Grade 3, Grade 4, Grade 5, Grade 6, Grade 7, Grade 8, Grade 9, Grade 10, Grade 11, Grade 12, Post-Secondary

**Countries / Region(s):** United States

**Publisher:** [Robots and Cupcakes](#)

**Search terms:** character, internet, interact, online, teacher, interactive, voice, widget, tool, avatar, voki, student, NB\_Widget, speech

Download | 0.14 MB



# SMART Exchange

express.smarttech.com/?url=http://exchangedownloads.smarttech.com/public/content/19/1903b709-c359-4676-a6e2-44aee90b032c/Jeopardy%...

File Edit View Insert Draw Help SMART Notebook Express

Group 1


- 1 Smartboard Jeopardy
- 2 Lesson Notes
- 3 Jeopardy Board
- 4 Category 1-100

## Smartboard Jeopardy

|              |   |          |   |   |  |   |              |    |   |   |
|--------------|---|----------|---|---|--|---|--------------|----|---|---|
| Team 1 Score |   | Jeopardy |   |   |  |   | Team 2 Score |    |   |   |
|              |   | 00       |   |   |  |   |              | 00 |   |   |
| 0            | 2 | 4        | 6 | 8 |  | 0 | 2            | 4  | 6 | 8 |
| 1            | 3 | 5        | 7 | 9 |  | 1 | 3            | 5  | 7 | 9 |


| Category 1 | Category 2 | Category 3 | Category 4 | Category 5 |
|------------|------------|------------|------------|------------|
| 100        | 100        | 100        | 100        | 100        |
| 200        | 200        | 200        | 200        | 200        |
| 300        | 300        | 300        | 300        | 300        |
| 400        | 400        | 400        | 400        | 400        |
| 500        | 500        | 500        | 500        | 500        |

Lesson notes



**L. Harvey Almarode**  
Instructor  
almarolh@jmu.edu  
almarolh.googlepages.com

Memorial Hall 3625D  
MSC 6907  
Harrisonburg, VA 22807  
540-568-4550



# SMART Exchange

The screenshot shows the SMART Notebook Express application window. The browser address bar at the top displays the URL: [express.smarttech.com/?url=http://exchangedownloads.smarttech.com/public/content/19/1903b709-c359-4676-a6e2-44aee90b032c/Jeopardy%...](http://express.smarttech.com/?url=http://exchangedownloads.smarttech.com/public/content/19/1903b709-c359-4676-a6e2-44aee90b032c/Jeopardy%...). The application title bar reads "SMART Notebook Express".

The interface includes a menu bar (File, Edit, View, Insert, Draw, Help) and a toolbar with various drawing and editing tools. On the left, a "Group 1" sidebar contains four thumbnails:

- 1. Title Page
- 2. Lesson Notes
- 3. Jeopardy Board
- 4. Category 1-100

The main workspace features a green background. At the top center, a yellow box contains the text "Category 1 - 100". Below this, a large black text box contains the instruction: "Double click in this text box to enter your question or answer." In the bottom left corner, a purple box contains the text "move to reveal". In the bottom right corner, a purple button contains the text "Jeopardy Board".



# SMART Notebook Express



- SMART Notebook Express is a web application that enables educators everywhere to open, interact with and share SMART Notebook collaborative learning
- Available are a student edition, a math add-on, a Web-based version and an online repository
- Download activities to open in SMART Notebook or view online in SMART Notebook Express

<http://express.smarttech.com/>



 SMART™

# Welcome to SMART Notebook Express

View, save and interact with SMART Notebook files online, at no charge.



Open an existing Notebook file



Create a new Notebook file

Not frequently connected to the internet?

[Download SMART Notebook Express Software](#) ▶



# SMART Notebook Express



SMART Notebook Express

<https://youtu.be/cj5qdhWnoSI> (2:43)



# Sample Learning Activities

- Gumball activity for Numeracy  
<http://express.smarttech.com/?url=http://exchangedownload.s.smarttech.com/public/content/dd/dd26d41d-fa67-484f-acd1-56b1e991a5f5/gumball.notebook#>
- Numeracy activity using Canadian currency  
<http://express.smarttech.com/?url=http://exchangedownload.s.smarttech.com/public/content/a4/a41a2fea-9fe8-4b70-a49d-f11d893506fa/Funds%20With%20Food.notebook#>



# SMART Board Kapp App

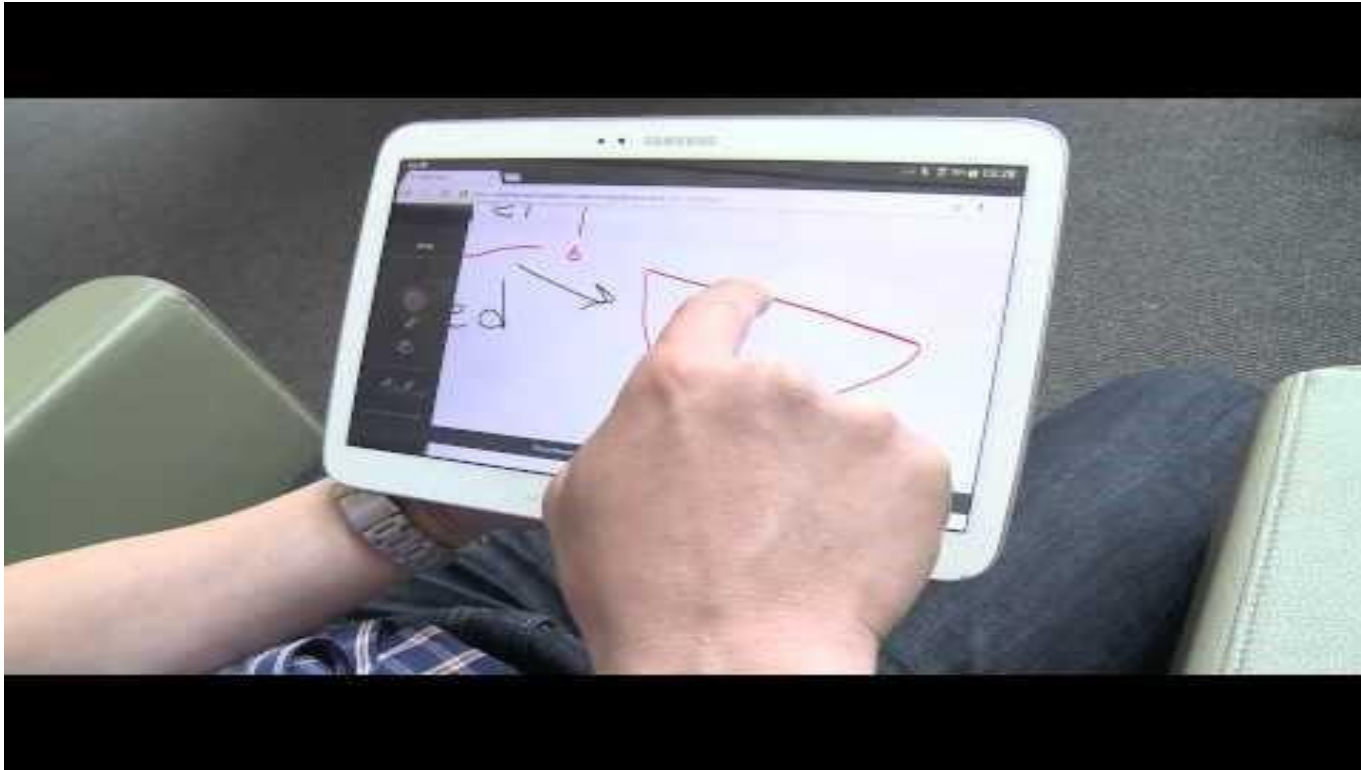


- Connects learners with smartphones and ipads to the SMART Board
- Allows to submit info and content to an activity displayed on a SMART Board
- Automatically saved what is displayed on the SMART Board for review
- Works in the classroom or from a distance
- Available for iOS and Android devices

<https://smartkapp.com/app>



# SMART Board Kapp App



SMART kapp iQ Demo for Education  
<https://youtu.be/3ojsMEclxdk> (2:12)



# Useful SMART Board resources

Get to know your smartboard - SMART tutorials for teachers

<https://youtu.be/Ei0yiZq-EEg> (3:39)

SMART Educator2Educator (playlists of SMART Board videos)

<https://www.youtube.com/user/smarter2ed/playlists>

SMART Board for Beginners by BaileysElementary

<https://www.youtube.com/watch?v=VeWghG95FeE> (9:00)

5 Tips and Tricks for the SmartBoard by Adam Bellow

<https://youtu.be/xWNCHG-xB9o> (4:11)



# Resources in French


## « TNI facile » : Intégrer le numérique à l'enseignement (“Interactive Digital Technology”: Integrating the digital into teaching)

- Guide d'exploitation du Technologie numérique interactive  
(Orientation guide to interactive digital technology)
- Courtes capsules vidéos pour chacune des sections du guide  
(Brief video segments for each section in the guide)

<http://recit.qc.ca/ressource/%C2%AB-tni-facile-%C2%BB-int%C3%A9grer-le-num%C3%A9rique-%C3%A0-l%E2%80%99enseignement>



# How could we use SMART Board in ABE?



South San Francisco Adult Education ESL Class – Smartboard

<https://youtu.be/TYmiR6JbF3s> (3:18)



# Thank you!

## Your Feedback

<http://fluidsurveys.com/surveys/alphaplus/tech-tuesdays-smartboard-webinar-feedback/>

## Archived Webinars

<http://alphaplus.ca/en/training/webinarsgroup1/archived-webinars.html>

## Upcoming Webinars

<http://webinars.alphaplus.ca>

